

Biomechanical Analysis of Spinal Immobilisation during Prehospital Extrication: A Proof of Concept Study

NAEMSP 2013

Dixon.M.(1),O'Halloran.J.(2),Cummins.N.(3)

- 1. College Lecturer - Centre for Emergency Medical Science, University College Dublin.
- 2. Post Doctoral Researcher - Sports Research Unit, University of Limerick.
- 3. Research Manager - Centre for Pre Hospital Research, University of Limerick.



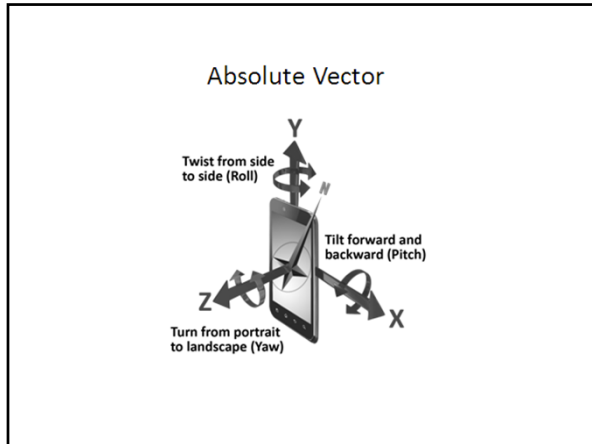
Participants












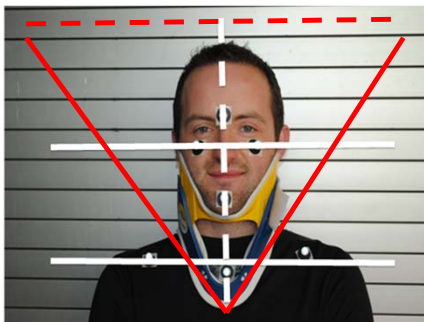




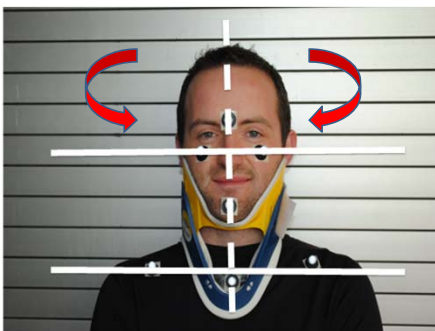
Flexion or Extension




Lateral Deviation

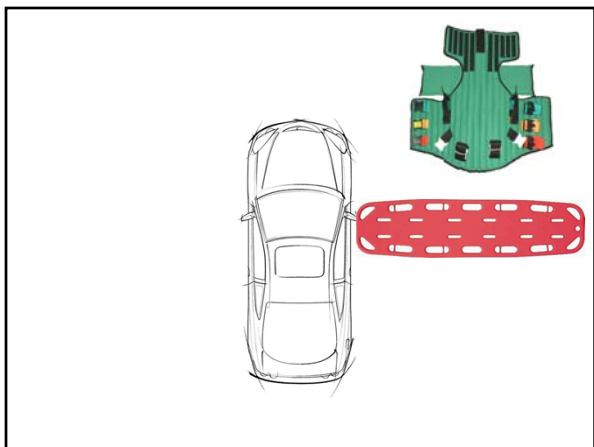


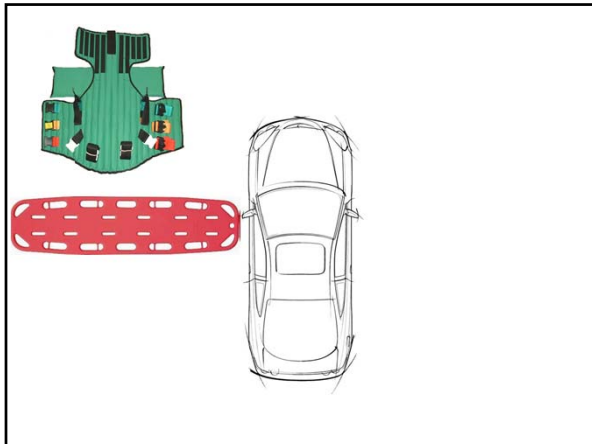
Rotation

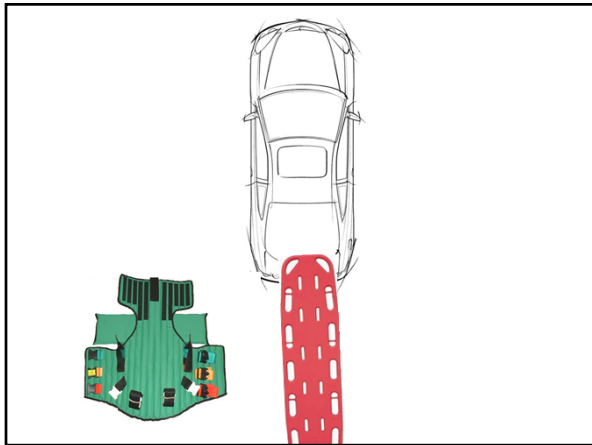















Conclusion

- Traditional extrication techniques and equipment can cause up to a four fold increase in the absolute vector movement of the 'c'spine
- Further multi centre trials are required to establish grounds for a complete paradigm shift in pre hospital extrication of stable patients
